



INTERNAL QUALITY ASSURANCE CELL (IQAC)

LAXMINARAYAN COLLEGE, JHARSUGUDA

(NAAC ACCREDITED)

PO- K.M.ROAD,

JHARSUGUDA-768202 (ODISHA)

Estd. 1969

LAXMINARAYAN COLLEGE, JHARSUGUDA

ANALYSIS OF THE FEEDBACKS FROM STAKEHOLDERS

Feedback from stakeholders is crucial for fostering a successful teaching and learning environment. Here's why it's so important:

- **Multiple Perspectives:** Teachers, students, administrators, and even parents all have valuable insights. Teachers can identify areas where they need support, students can reveal what's working and what's not for them, administrators can provide a big-picture view, and parents can offer feedback on their child's experience.

- **Improved Learning:** By understanding the needs of all involved, educators can tailor their teaching methods and curriculum to be more effective. This can lead to better student engagement, achievement, and overall satisfaction.

- **Identification of Issues:** Stakeholder feedback can help pinpoint problems in the teaching and learning process that might otherwise go unnoticed. This allows for early intervention, action taken and rectification.

- **Goal Setting and Alignment:** Feedback can help establish goals for improvement that are relevant to all stakeholders. This fosters a sense of shared purpose and collaboration.

Here are some ways by which we tried to gather stakeholders' feedback:

- Online Survey through Google forms
- Interviews with the employers
- Exit interviews
- Through Mentor-mentee meetings
- Parent-teacher meetings

Students Feedback Analysis

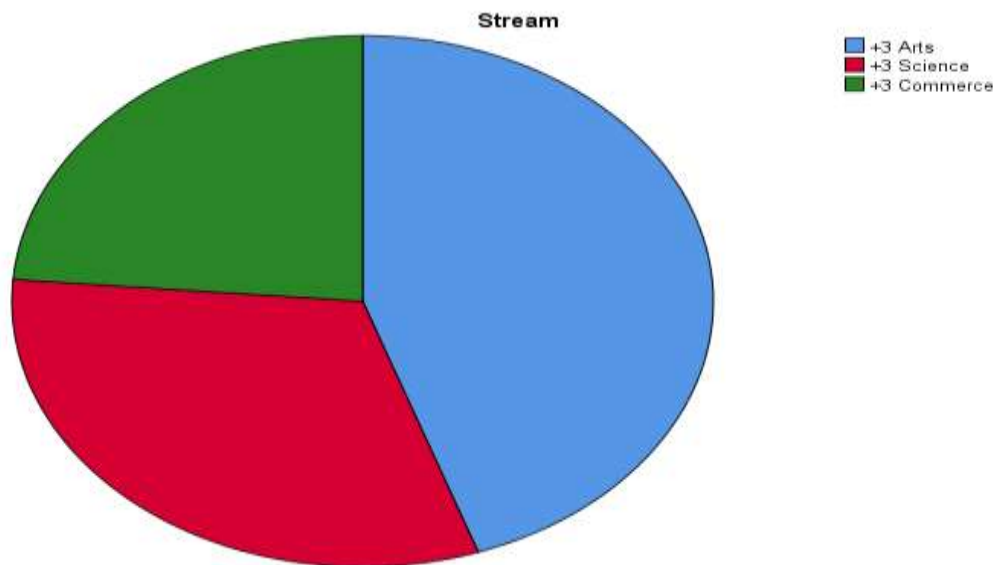
Student feedback is a cornerstone of a strong learning environment. By gathering structured feedback through questionnaires, Laxminarayan College, Jharsuguda identifies areas for improvement across various aspects. Analyzing this feedback allows us to take targeted actions, like enhancing teacher engagement in the classroom. This not only strengthens the overall teaching and learning quality but also paves the way for excellence. A summary of this year's students' feedback is given below:

- Majority of the students were of the opinion that the course content of the programme, subject knowledge of teachers were found to be excellent.
- They visit the library regularly and avail the benefits.
- They have been aware of the existence of different associations and clubs in the college to enhance their qualities and standards.
- Majority of the students have an impression that most of the teachers were excellent in their communication skill, punctuality and regularity.
- The students remarked that the teachers were always supportive in co-curricular activities and maintain a good relationship with them.
- Most of the students showed their interest in NCC and other extension services.
- Majority of the students have an opinion that the administrative and library staff are very supportive.

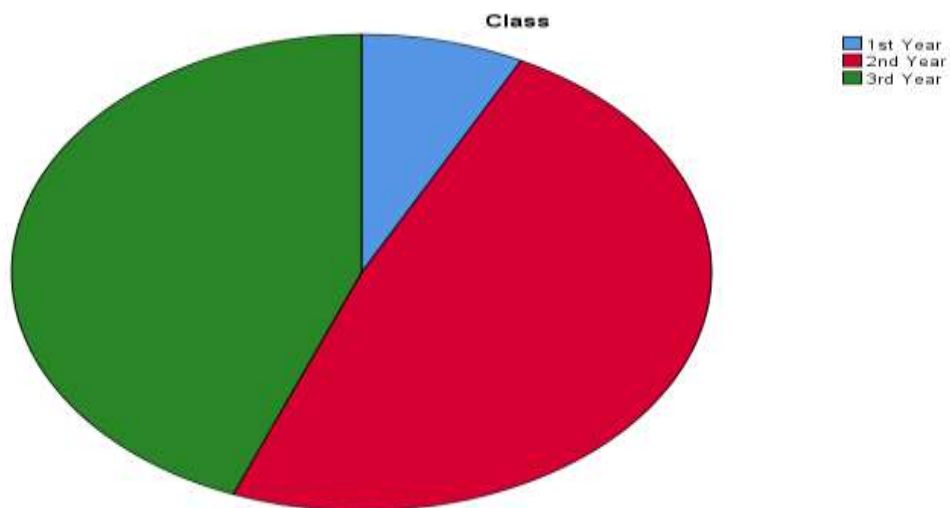
The analysis reflects the students' satisfaction level in the above parameters. On the basis of which the IQAC suggests reforms and innovations in teaching learning, other facilities and support system for a student-centered educative atmosphere in the College.

The following charts provide students impression all the syllabus and teaching learning aspects of the college. Total 477 students participated in the survey and have submitted the feedback.

Stream					
		Frequency	Percent	Valid Percent	Cumulative Percent
Valid	+3 Arts	213	44.7	44.7	44.7
	+3 Science	151	31.7	31.7	76.3
	+3 Commerce	113	23.7	23.7	100.0
	Total	477	100.0	100.0	

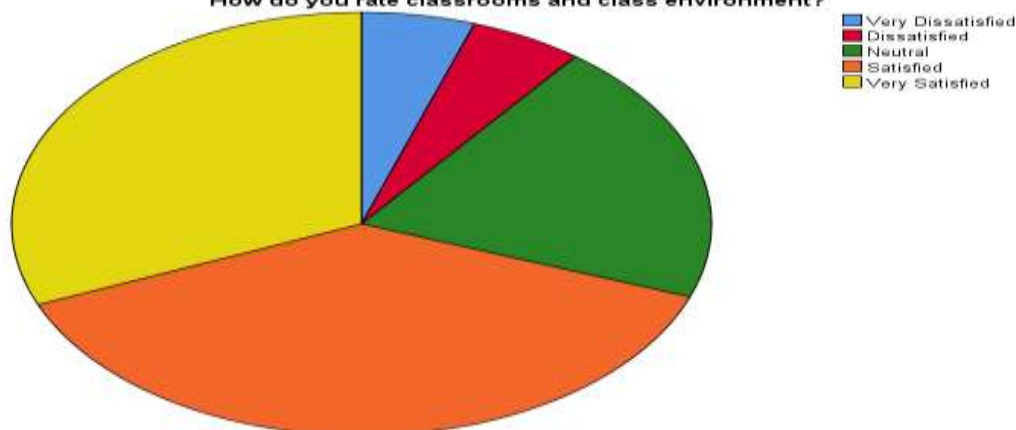


		Frequency	Percent	Valid Percent	Cumulative Percent
Valid	1st Year	36	7.5	7.5	7.5
	2nd Year	231	48.4	48.4	56.0
	3rd Year	210	44.0	44.0	100.0
	Total	477	100.0	100.0	



How do you rate classrooms and class environment?					
		Frequency	Percent	Valid Percent	Cumulative Percent
Valid	Very Dissatisfied	25	5.2	5.2	5.2
	Dissatisfied	25	5.2	5.2	10.5
	Neutral	96	20.1	20.1	30.6
	Satisfied	182	38.2	38.2	68.8
	Very Satisfied	149	31.2	31.2	100.0
	Total	477	100.0	100.0	

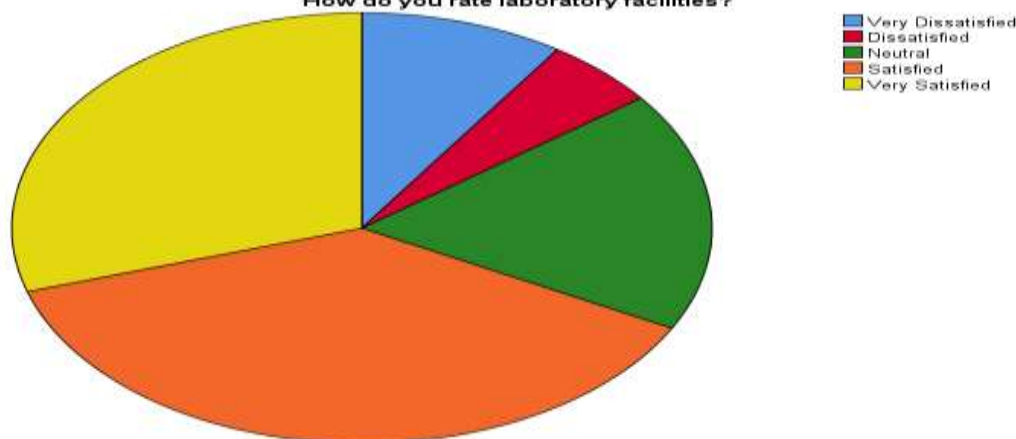
How do you rate classrooms and class environment?



How do you rate laboratory facilities?

		Frequency	Percent	Valid Percent	Cumulative Percent
Valid	Very Dissatisfied	45	9.4	9.4	9.4
	Dissatisfied	25	5.2	5.2	14.7
	Neutral	86	18.0	18.0	32.7
	Satisfied	179	37.5	37.5	70.2
	Very Satisfied	142	29.8	29.8	100.0
	Total	477	100.0	100.0	

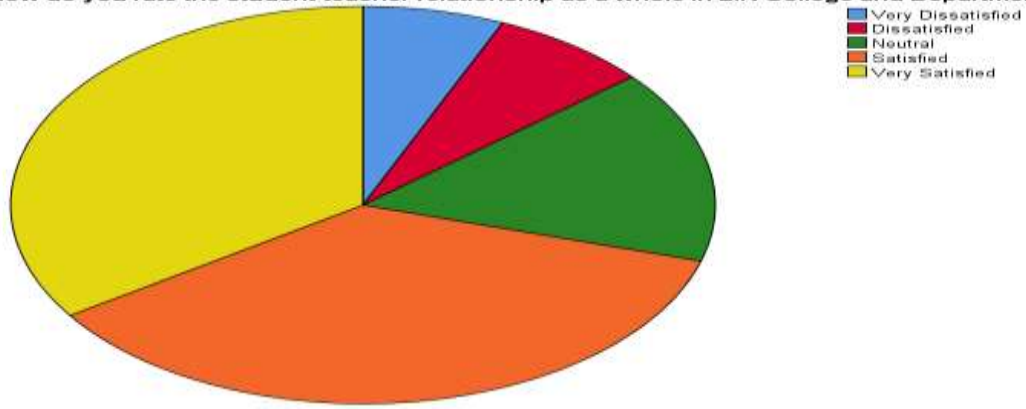
How do you rate laboratory facilities?



How do you rate the student-teacher relationship as a whole in L.N College and Department?

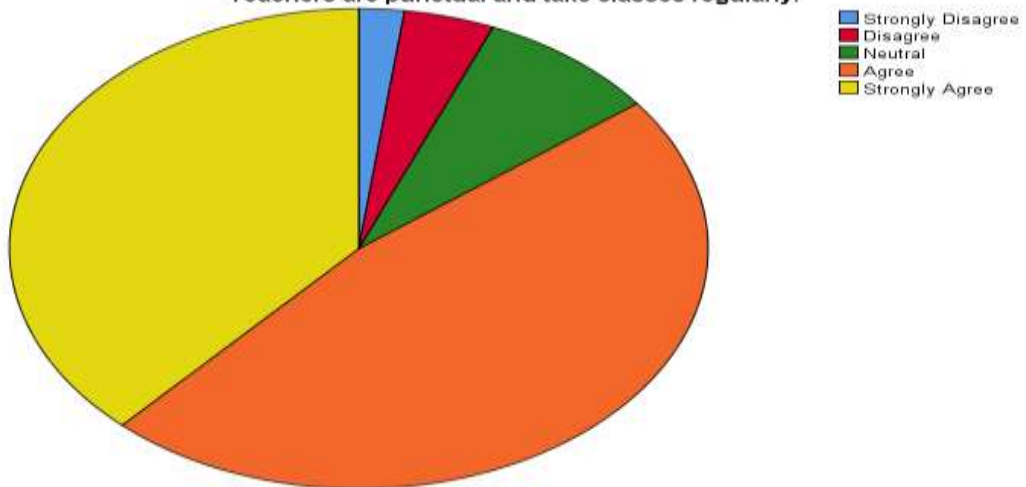
		Frequency	Percent	Valid Percent	Cumulative Percent
Valid	Very Dissatisfied	31	6.5	6.5	6.5
	Dissatisfied	35	7.3	7.3	13.8
	Neutral	75	15.7	15.7	29.6
	Satisfied	172	36.1	36.1	65.6
	Very Satisfied	164	34.4	34.4	100.0
	Total	477	100.0	100.0	

How do you rate the student-teacher relationship as a whole in L.N College and Department.



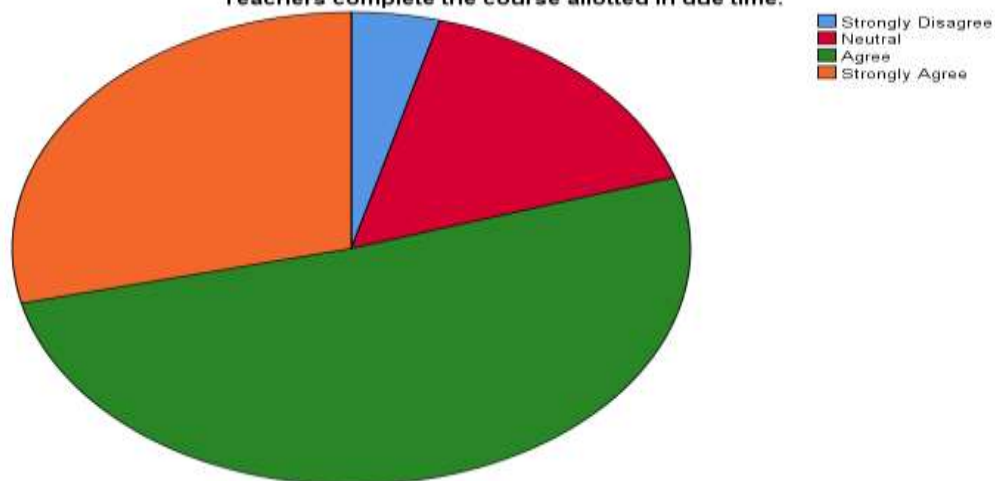
Teachers are punctual and take classes regularly.				
	Frequency	Percent	Valid Percent	Cumulative Percent
Strongly Disagree	10	2.1	2.1	2.1
Disagree	20	4.2	4.2	6.3
Neutral	40	8.4	8.4	14.7
Agree	225	47.2	47.2	61.8
Strongly Agree	182	38.2	38.2	100.0
Total	477	100.0	100.0	

Teachers are punctual and take classes regularly.



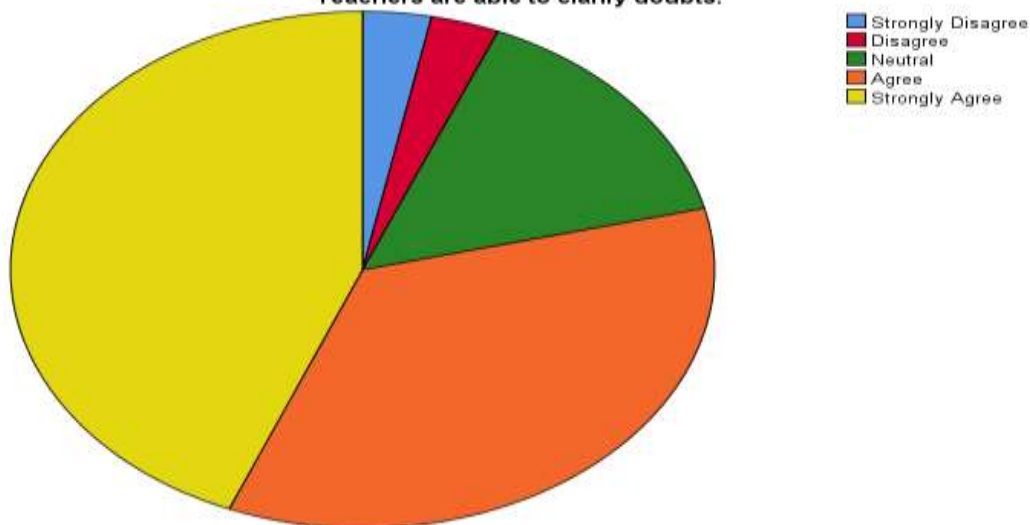
Teachers complete the course allotted in due time.					
	Frequency	Percent	Valid Percent	Cumulative Percent	
Valid	Strongly Disagree	20	4.2	4.2	4.2
	Neutral	76	15.9	15.9	20.1
	Agree	244	51.2	51.2	71.3
	Strongly Agree	137	28.7	28.7	100.0
	Total	477	100.0	100.0	

Teachers complete the course allotted in due time.



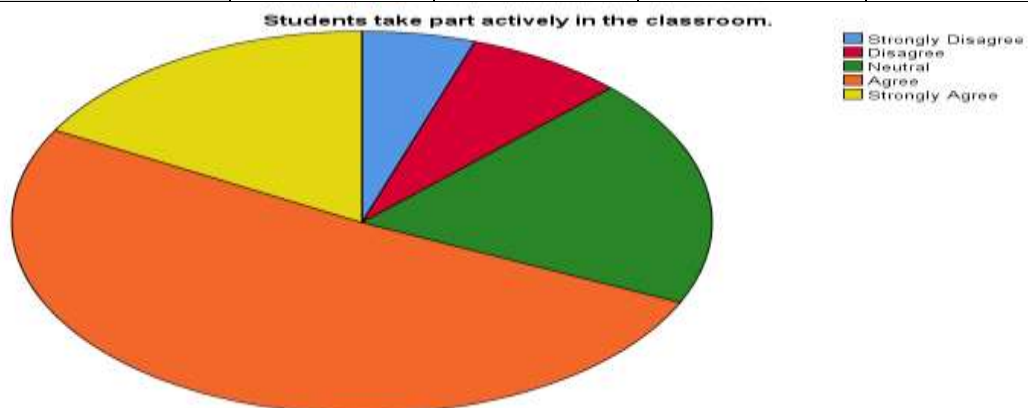
Teachers are able to clarify doubts.					
		Frequency	Percent	Valid Percent	Cumulative Percent
Valid	Strongly Disagree	15	3.1	3.1	3.1
	Disagree	15	3.1	3.1	6.3
	Neutral	71	14.9	14.9	21.2
	Agree	167	35.0	35.0	56.2
	Strongly Agree	209	43.8	43.8	100.0
	Total	477	100.0	100.0	

Teachers are able to clarify doubts.

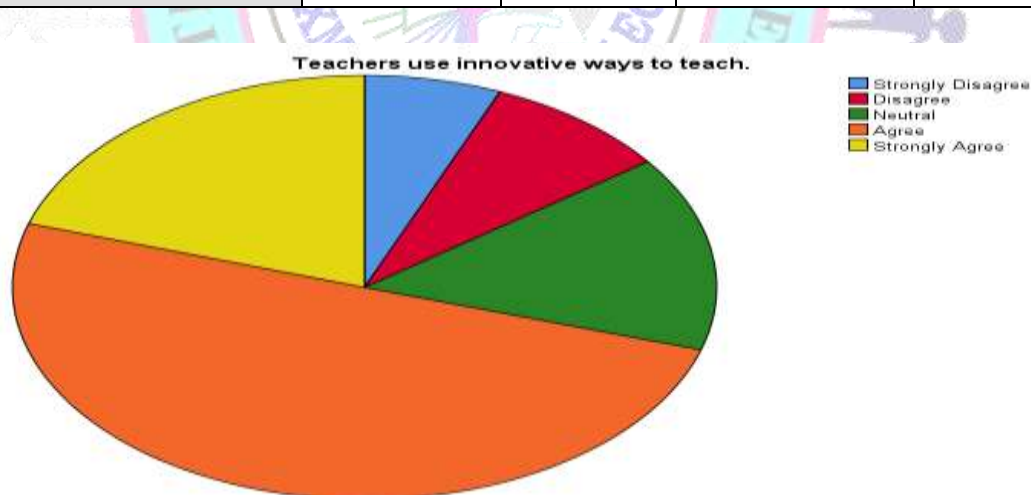


Students take part actively in the classroom.					
		Frequency	Percent	Valid Percent	Cumulative Percent
Valid	Strongly Disagree	25	5.2	5.2	5.2
	Disagree	35	7.3	7.3	12.6
	Neutral	92	19.3	19.3	31.9

Agree	244	51.2	51.2	83.0
Strongly Agree	81	17.0	17.0	100.0
Total	477	100.0	100.0	



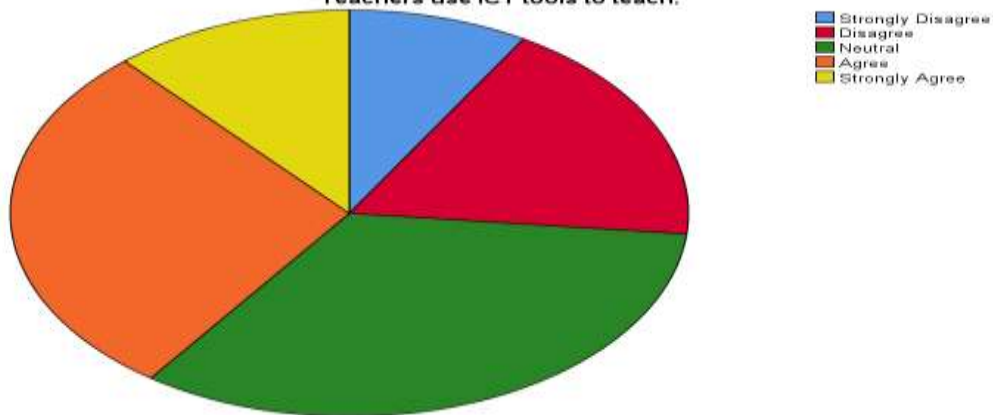
Teachers use innovative ways to teach.					
		Frequency	Percent	Valid Percent	Cumulative Percent
Valid	Strongly Disagree	30	6.3	6.3	6.3
	Disagree	41	8.6	8.6	14.9
	Neutral	71	14.9	14.9	29.8
	Agree	239	50.1	50.1	79.9
	Strongly Agree	96	20.1	20.1	100.0
	Total	477	100.0	100.0	



Teachers use ICT tools to teach.					
		Frequency	Percent	Valid Percent	Cumulative Percent
Valid	Strongly Disagree	41	8.6	8.6	8.6
	Disagree	86	18.0	18.0	26.6
	Neutral	159	33.3	33.3	60.0
	Agree	136	28.5	28.5	88.5

Strongly Agree	55	11.5	11.5	100.0
Total	477	100.0	100.0	

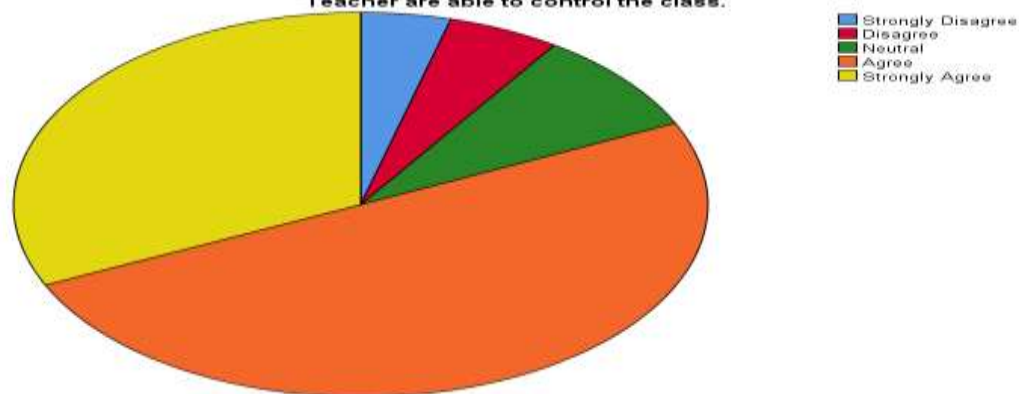
Teachers use ICT tools to teach.



Teachers are able to control the class.

		Frequency	Percent	Valid Percent	Cumulative Percent
Valid	Strongly Disagree	20	4.2	4.2	4.2
	Disagree	25	5.2	5.2	9.4
	Neutral	41	8.6	8.6	18.0
	Agree	239	50.1	50.1	68.1
	Strongly Agree	152	31.9	31.9	100.0
	Total	477	100.0	100.0	

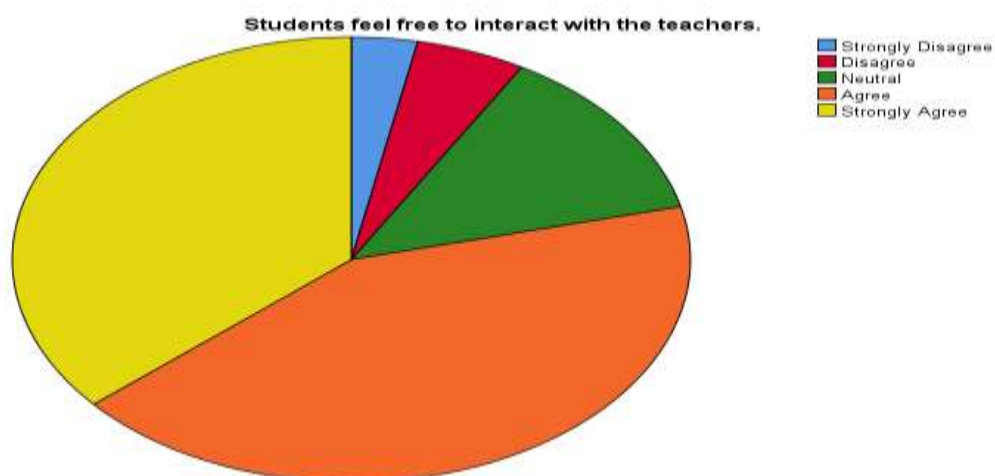
Teacher are able to control the class.



Students feel free to interact with the teachers.

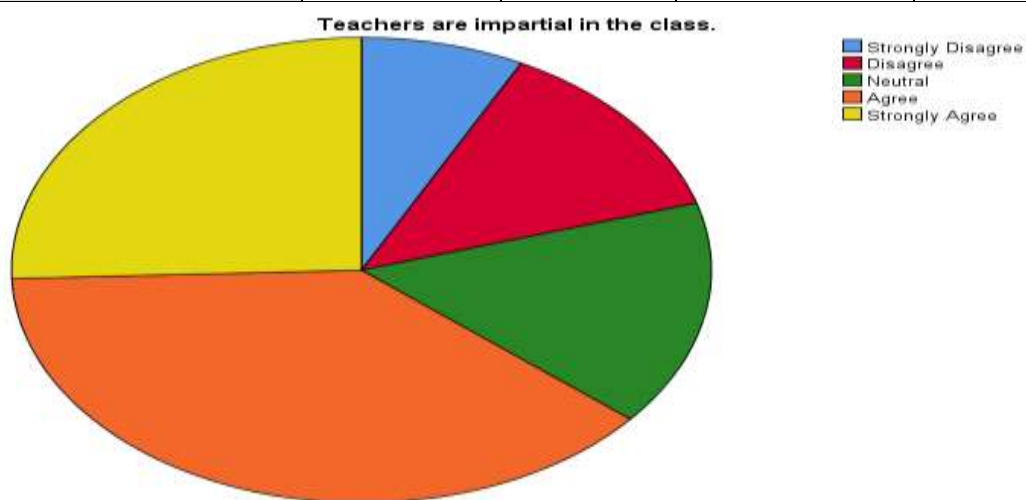
		Frequency	Percent	Valid Percent	Cumulative Percent
Valid	Strongly Disagree	15	3.1	3.1	3.1
	Disagree	25	5.2	5.2	8.4
	Neutral	61	12.8	12.8	21.2
	Agree	203	42.6	42.6	63.7
	Strongly Agree	173	36.3	36.3	100.0

Total	477	100.0	100.0
-------	-----	-------	-------



Teachers are impartial in the class.

		Frequency	Percent	Valid Percent	Cumulative Percent
Valid	Strongly Disagree	36	7.5	7.5	7.5
	Disagree	61	12.8	12.8	20.3
	Neutral	75	15.7	15.7	36.1
	Agree	183	38.4	38.4	74.4
	Strongly Agree	122	25.6	25.6	100.0
	Total	477	100.0	100.0	



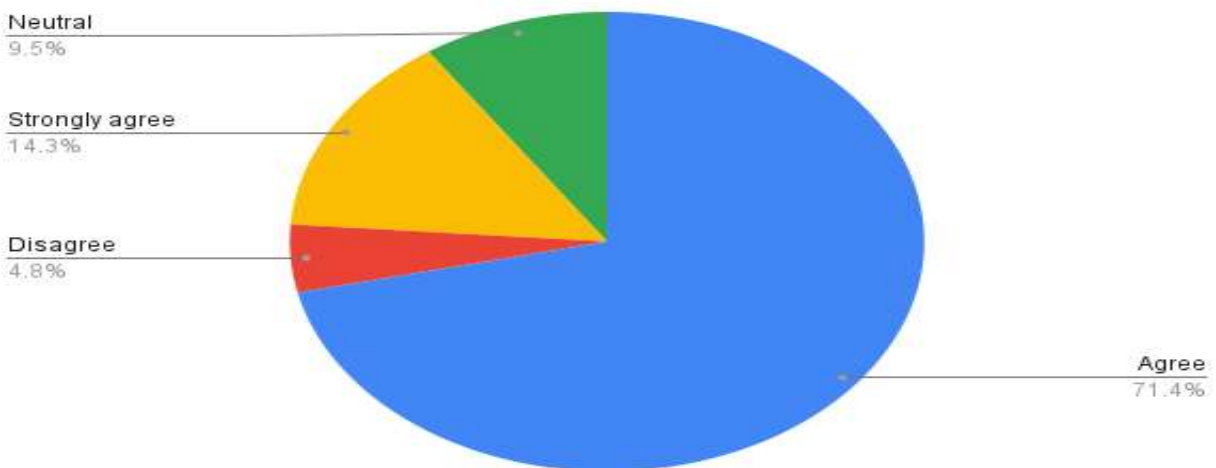
Feedback from the Faculty Members

The faculty of the college are the important stakeholders. Their feedback and suggestions from the faculty members give their suggestions and feedback for the improvement of the teaching learning and curriculum delivery in the college.

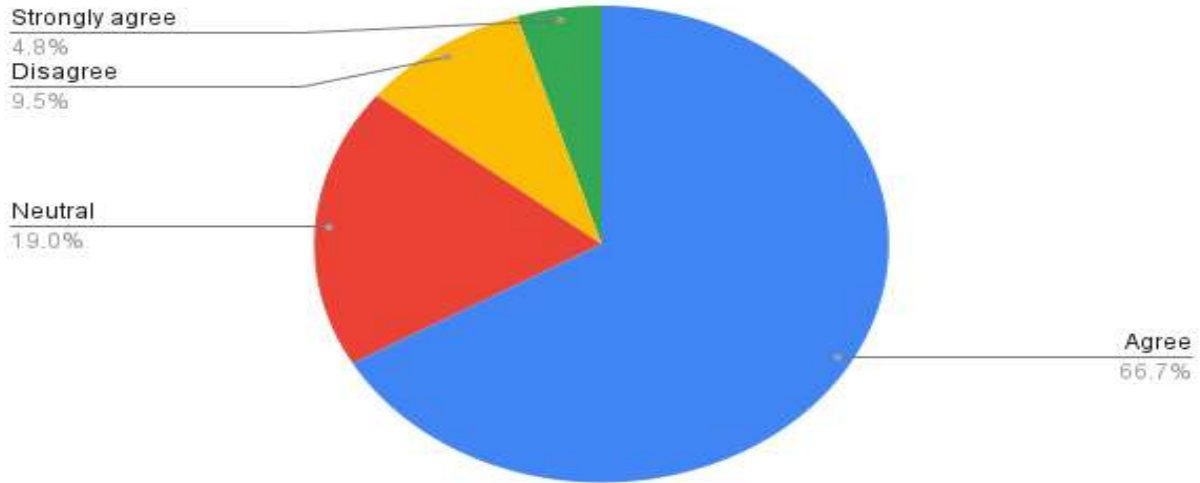
- Most of the faculty are of the opinion that Current CBCS syllabus is need based.
- They do not fully agree to the fact that Curriculum is as per the industry requirement and job suffice.
- 85% say that Programmes outcomes of the syllabi is well defined.
- Only a very few agrees to the fact the course content fulfils the employability skills of the students.
- 50% says there is the need of review of the current syllabus. There is great expectation from NEP.
- 82% of the faculty says that curriculum helps them in enhancing their skills.
- 50% says that the college has given them full freedom to adopt new techniques / strategies of teaching such as group discussions, seminar presentations and learners' participation.
- Most of them agree to the fact that they get freedom to adopt new techniques / strategies of testing and assessment of students.
- More than 50% faculty members are satisfied with the library facilities and feel that the atmosphere of the college is good for teaching and learning.
- They are of the opinion that the college provides adequate opportunities and support to faculty members for upgrading their skills and qualifications.
- ICT facilities in the college are not fully adequate and satisfactory.
- Majority of them say that the environment in the College is conducive to teaching and research.

The following charts are the proofs of their opinion:

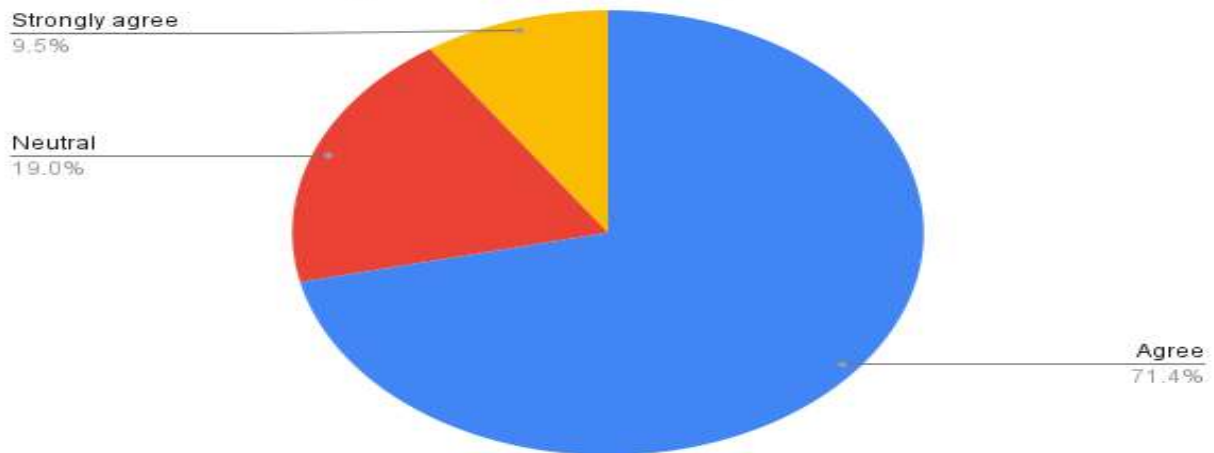
Count of 1. Current CBCS syllabus is need based



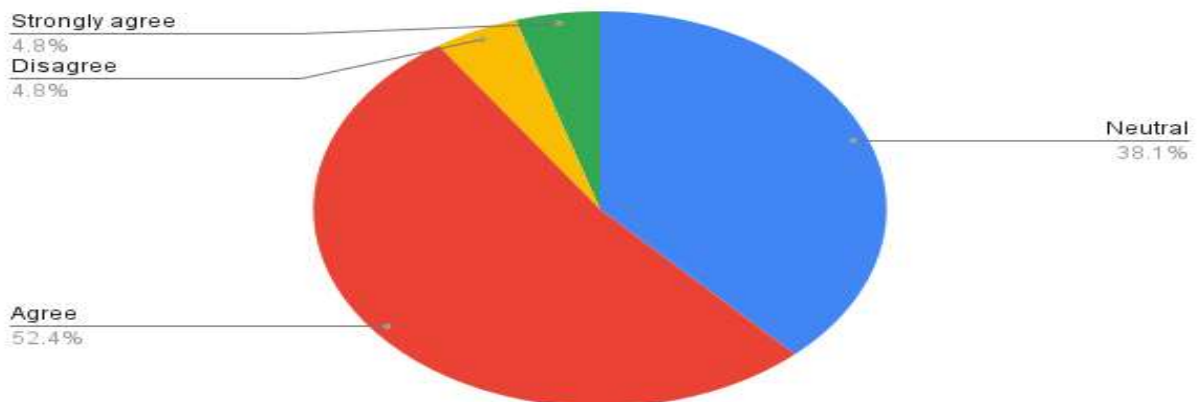
Count of 2. Curriculum is as per the industry requirement and job suffice



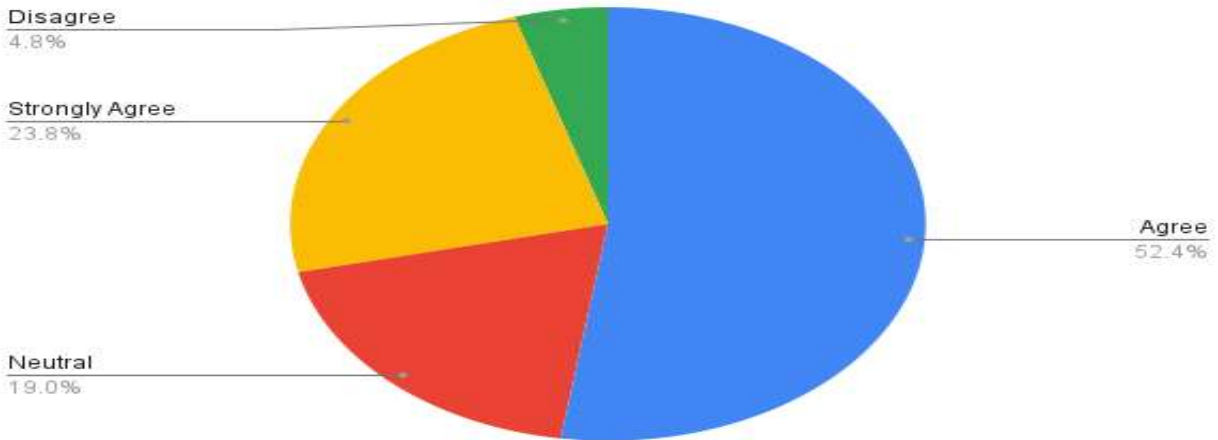
Count of 3. Learning outcomes of the syllabi is well defined



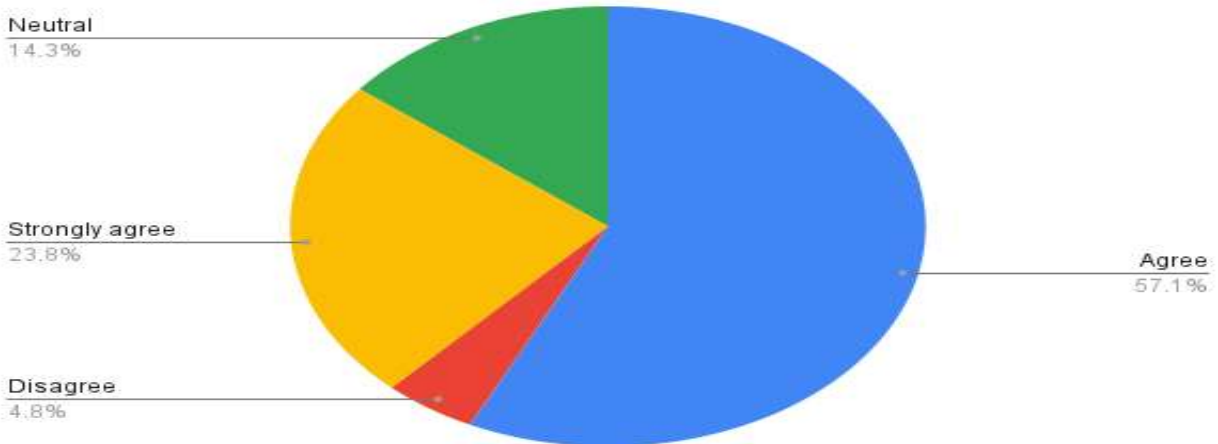
Count of 4. The course content fulfills the employability skills of the students



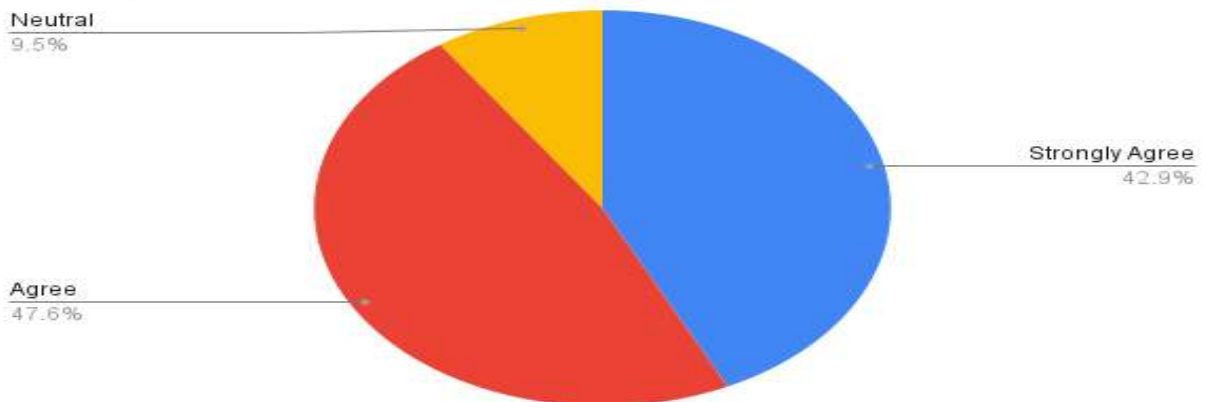
Count of 5. Need of review of the syllabus



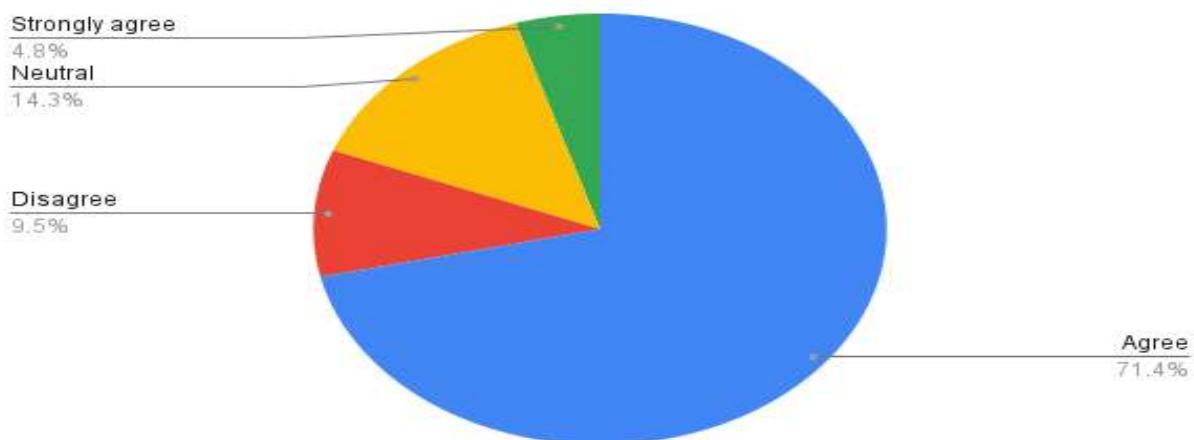
Count of 6. Curriculum helps me in enhancing my skills



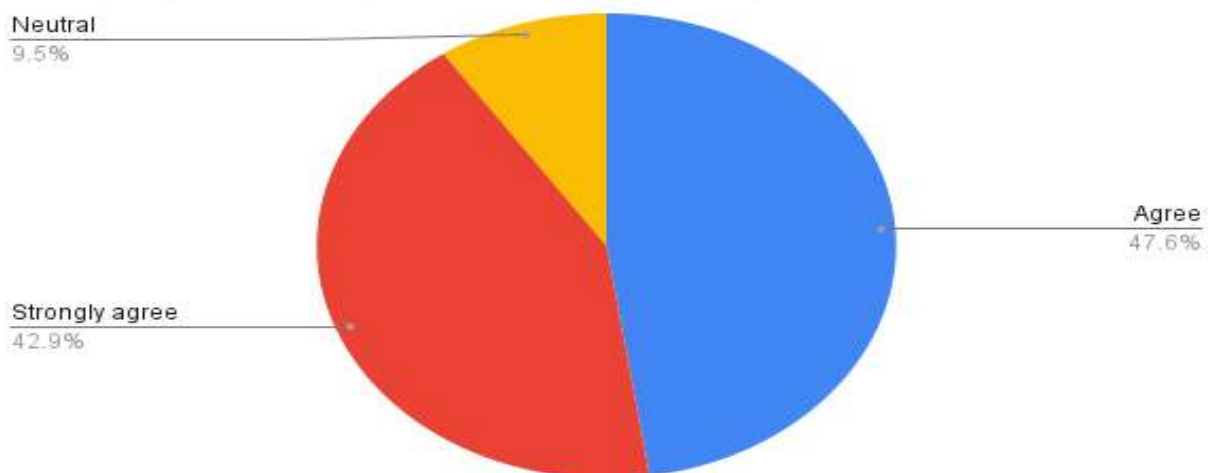
Count of 7. The college has given me full freedom to adopt new techniques / strategies of teaching and evaluation such as group



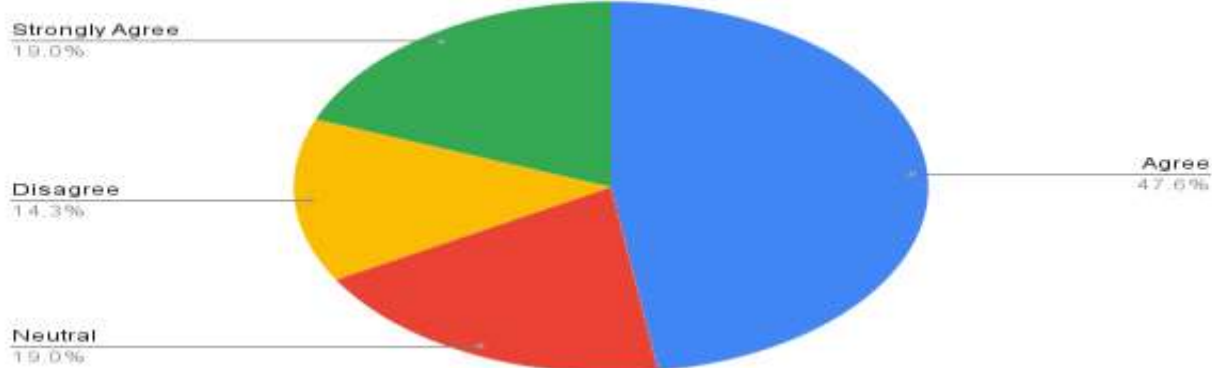
Count of 8. Is your institution prepared for the implementation of NEP 2020?



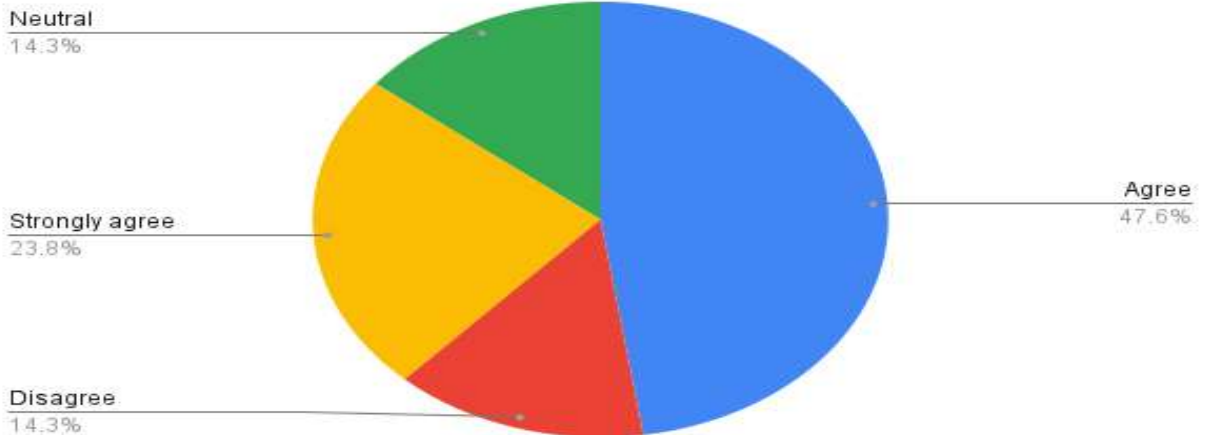
Count of 9. Tests and examinations are conducted well in time with proper coverage of all units in the syllabus:



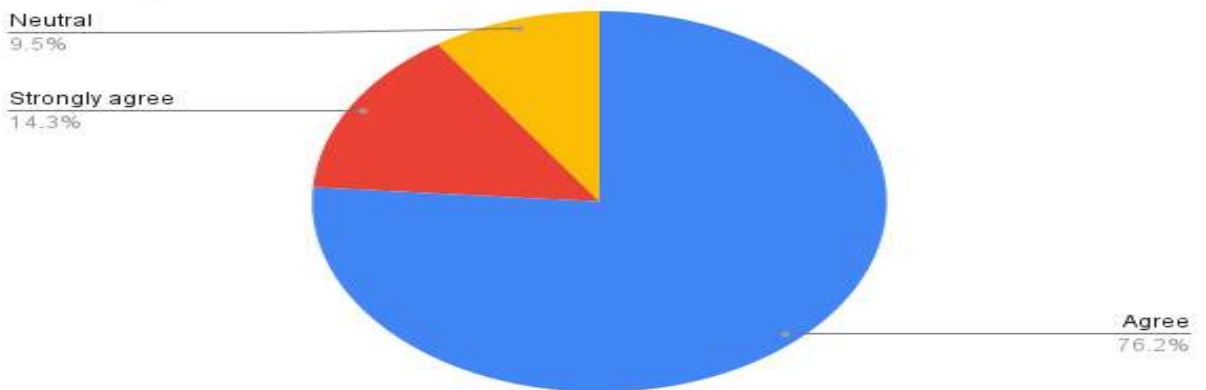
Count of 10. Library is well equipped and is accessible



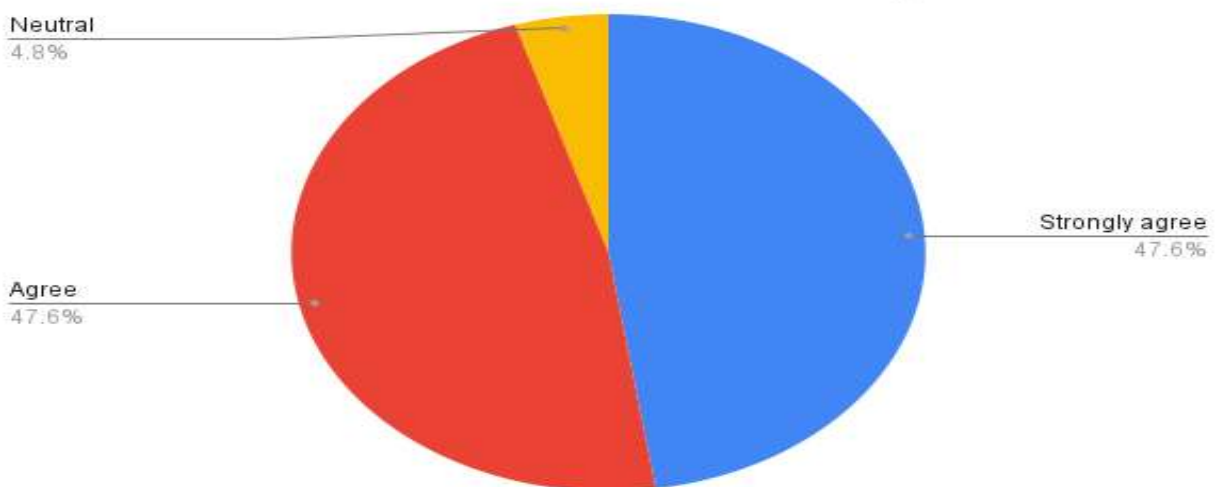
Count of 11. The prescribed books are available in the Library in Sufficient numbers



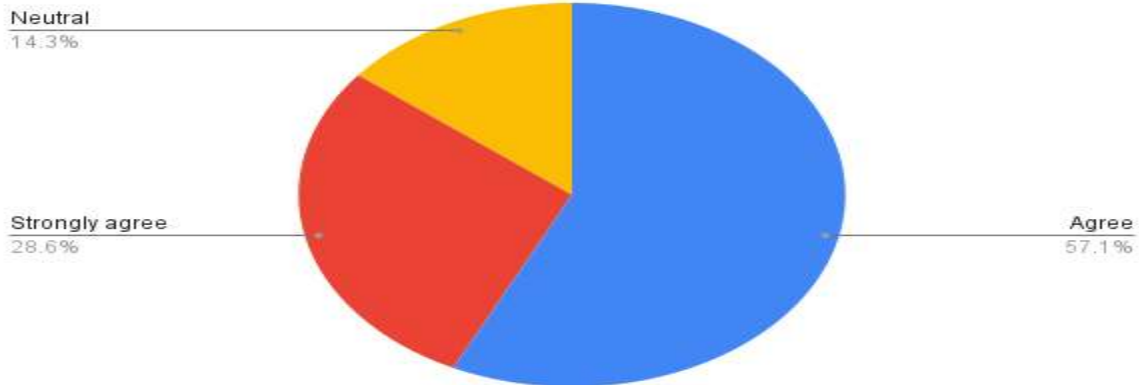
Count of 12. The environment in the College is conducive to teaching and research



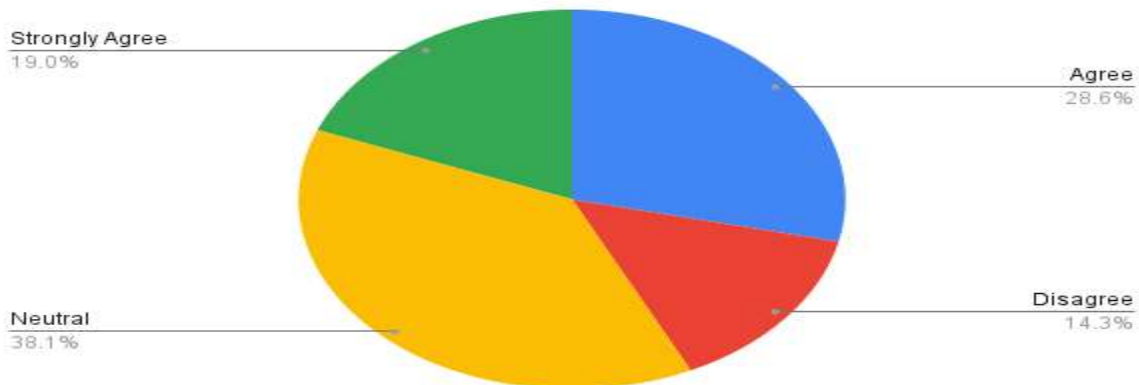
Count of 13. The administration is teacher friendly



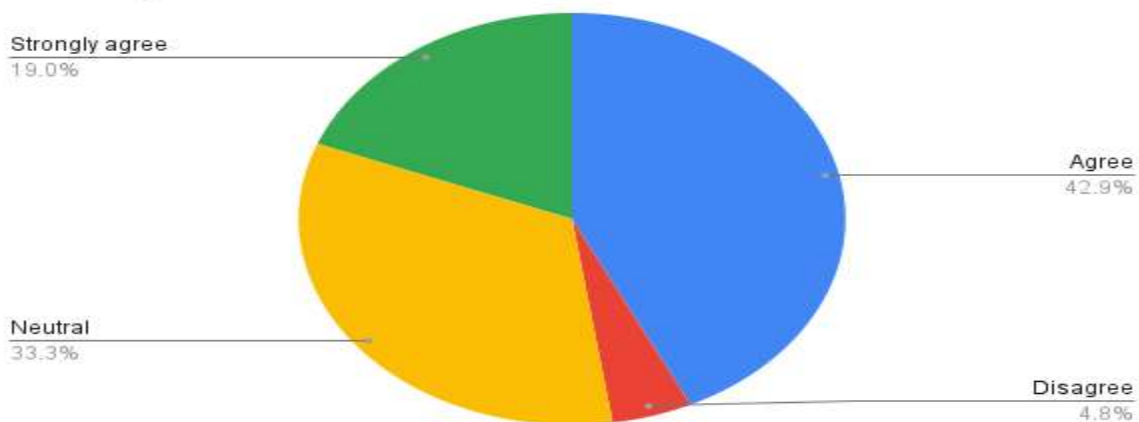
Count of 14. The college provides adequate opportunities and support to faculty members for upgrading their skills and



Count of 15. ICT facilities in the college are adequate and satisfactory



Count of 16. The environment in the College is conducive to teaching and research



Alumni Feedback Analysis

The feedback from our alumni is valuable for us as it provides us the inputs regarding improvement in academic facilities and employability of our students. We appeal our alumni to provide their sincere feedback to us through mails and google forms. This time we have received feedback from total 30 alumni.

The feedback report shows that

- Most of the alumni members feel that the curriculum designed by the university is good and require no change.
- They feel that there is need to add more practical approach in the curriculum.
- Some of them feel that there is need to add extracurricular activities and activities related to placements in the curricular.
- Most of them feel that there is need to add latest technology in the syllabus.

Some important sentences of the alumni members are:

- ✚ Just to Recall my college days...(special days of my life so far.)
- ✚ Teaching staff are very helpful in every field.
- ✚ Our College Celebrates many Occasions and engage students in Co-curricular activities to expand students' knowledge
- ✚ Yes, I feel nostalgic of my Alma mater.
- ✚ During my graduation course I learnt many things which help me a lot for future and career planning.
- ✚ Great learning experience
- ✚ I have got very helpful teaching staff
- ✚ So friendly and guiding faculties with full of resources

Parents' Feedback

Among the stakeholders, parents play a significant role in the academic growth of the students. But 70 percent of the students belonging to rural and agrarian and business communities, their parents are almost ignorant of the syllabus, curriculum, teaching pedagogy, ICT applications, etc. While taking feedbacks we communicated to them through their wards, but keeping view on the transparency aspect, we discussed with them in the parent teacher meetings of all departments. IQAC team visited there and tried to get their feedbacks. Around 20% of them, who are educated and go with their wards' achievements liked to submit online feedback forms.

The following views were noted:

- Most of them (80%) say that the teachers are knowledgeable, engaging, and accessible to students.
- 30% of them know that the teachers' use a variety of teaching methods (lectures, discussions, projects) to cater to different learning styles. They gave their reactions on the clarity of explanations, course structure, and syllabus organization.
- Some of them (67%) reported that their children were interested and actively participated in class.
- They are happy that the college is taking continuous tests, due to which their children are concentrating on studies and improving.
- 15% of parents are satisfied that the college is promoting critical thinking, analysis, and problem-solving skills as their children have been participating in different competitions and are speaking English well
- A few parents know that the curriculum equips students with the knowledge and skills needed for their chosen field.
- Some of them suggested to provide coaching for competitive examinations.

Overall, parents feel that the college is fostering a stimulating learning environment with qualified teachers, a relevant curriculum, and opportunities for their children to develop critical thinking and practical skills.

Employers' Feedback

Ours students have got employed in different organisations like Vedanta Ltd Jharsuguda, TPWODL, Banks, different Insurance sectors, Govt offices, local business houses, etc. A survey was done by IQAC, meeting the HR heads, etc. and interaction with them have been resulted with the following feedbacks:

1. Most of them (92%) are of the opinion that Employability Skills like leadership skill, coordination, organisational capabilities, obedience etc. of the Graduates are of a high standard
2. The employers (83%) have found students Competent in Workplace.
3. According to their employers (88%), team spirit shown by the graduates from Laxminarayan College, is excellent.
5. About Communication Proficiency, they (88) say that the college should have Communication Skill development classes.
6. The graduates from our College are considered as reliable employees by their employers (85%).

7. Their level of motivation and commitment is also highly praised by the employers.



Actions have been taken as per the feedbacks collected from the Students, parents, alumni and teachers and employers. Teaching learning facilities provided, made more ICT enabled, Soft skills and communication skill trainings increased, teachers capabilities improved through FDPs and other trainings, etc. Laxminarayan College, Jharsuguda is striving to achieve its motto, “Together we make the difference”, by collecting, analyzing feedbacks and taking steps on the recommendations of the valuable stakeholders of it.

Thanks from IQAC, LNC.